



Designed for use in a variety of spaces and contexts, the UNNIA TAPIZ collection groups together all the versions with upholstered seat and backrest in the UNNIA family. This collection shares the same philosophy as the collection with plastic seats and backrests: the possibility of combining seats, backrests and arms with a broad range of bases to create an endless number of customised designs. The seats, backrests and arms can be upholstered in all the fabrics and leathers of the INCLASS swatch card or in fabrics supplied by the client. The varied range of bases and structures is available in a wide choice of finishes. This allows for creating an unlimited repertoire of applications in a diversity of projects and spaces.

DESIGNER: Simon Pengelly



Simon Pengelly was born in Henley in the UK in 1967. When he was eight he started making furniture in his father's furniture workshop and won a prize for cabinetmaking at the age of 15. He went on to study at Rycotewood College and Kingston Polytechnic. Pengelly started his professional career as a designer at Conran Design Group. Moving on to Habitat's design team in 1990 and later coordinating the design and development of their furniture range as a freelancer in the late 90's. Pengelly set up his London based studio in 1993 and the studio now works for renowned firms in the UK, Spain, Italy, Holland, Scandinavia and the United States. Pengelly's understanding of how people use and relate to the objects around them and his affinity with materials and manufacturing processes, combined with a passionate desire to create production furniture with 'soul', has resulted in award-winning furniture that contains a wonderful mix of understated design, timeless spirit and clever engineering

UPHOLSTERED SEATS AND BACKRESTS

Seat and backrest interior manufactured from polypropylene reinforced with glass fibre covered in CMHR high-resilience flexible polyurethane foam. The thickness is 15mm in the seat and 5mm in each backrest face. Foam density is 35 kg/m³.

Upholstery: Available in any fabric or leather from the INCLASS swatch card and also in fabric supplied or specified by the customer. Separate seats and backrests allow the chairs to be finished in one fabric only or in two-fabric combinations.

UPHOLSTERED ARMS

They are manufactured with an inner steel tube structure covered in mouldinjected CMHR high-density, high-resilience polyurethane foam. They can be upholstered in any fabric and leather from the INCLASS swatch card and also in fabrics supplied or specified by the customer.



FRAME VERSIONS

4 legs chair:

Ø16 x 2mm steel tube frame

Finishes: Available in thermoset polyester powder coating in any of the colours of the INCLASS swatch cards or in chrome.

Glides: Standard plastic glides for floor protection are included. Plastic glides with felt surface, recommended for hard and delicate surfaces, are available upon request.

Stackability: 10 chairs on floor and 20 on dolly.

4 legs armchair:

Ø16 x 2mm steel tube frame

Finishes: Available in thermoset polyester powder coating in any of the colours of the INCLASS swatch cards or in chrome.

Glides: Standard plastic glides for floor protection are included. Plastic glides with felt surface, recommended for hard and delicate surfaces, are available upon request.

Stackability: 6 armchairs on floor and 10 on dolly.

Rod sled chair:

12mm solid steel rod frame.

Finishes: Available in thermoset polyester powder coating in any of the colours of the INCLASS swatch cards or in chrome.

Glides: Standard plastic glides for floor protection are included. Plastic glides with felt surface, recommended for hard and delicate surfaces, are available upon request.

Stackability: 10 chairs on floor and 20 on dolly.

Rod sled base armchair:

The structure is manufactured with 12-mm and 14-mm solid steel rod. The armrest are made with polypropylene in BOO, WO1 or G42 color.

Finishes: Coated in heat-hardened polyester powder paint in any of the colours of the INCLASS metallic finishes chart or in chrome.

Pads: Includes standard plastic pads in contact with the floor. Optionally they can be fitted with pads with a felt surface, suitable for hard and delicate surfaces.

Stackability: 10 on the floor and 20 on a trolley.

4 spoke swivel base:

The spokes are made of 18mm steel rod.

Finishes: Available in thermoset polyester powder coating in any of the colours of the INCLASS swatch cards or in chrome.

Glides: Standard plastic adjustable glides for floor protection are included.

5 spoke swivel base with casters:

The spokes are made of 18mm steel rod.

Finishes: Available in thermoset polyester powder coating in any of the colours of the INCLASS swatch cards or in chrome.

The base has casters with double soft tread.

4 aluminium spokes swivel base:

Structure made from injection-moulded aluminium alloy.

Finishes: Available in a polished finish or coated in heat-hardened polyester paint in black or white.

5 aluminium spokes swivel base with casters and gas:

Structure made from injection-moulded aluminium alloy fitted with softtread castors.

Finishes: Available in a polished finish or coated in heat-hardened polyester paint in black or white.

Wooden swivel base:

The base is made with an inner steel structure and oak wood spokes coated in a natural, walnut or wenge varnish.

Optionally they can be lacquered in black, white or in any optional colour from the INCLASS chart.

Pads: Includes pads with a felt surface, suitable for hard and delicate surfaces.







Stool with rod foot:







The structure is made from 12mm solid steel rod. The stools are produced in two heights of 75cm and 65cm.


Finishes: With thermosetting polyester paint in any of the colours of the INCLASS metallic finishes chart or in chrome.


Pads: Includes standard plastic pads in contact with the floor. Optionally it can be fitted with felt-lined pads suitable for hard and delicate surfaces.

Stackability: This version is not stackable.

4 legs	Height	Seat height	Arm height	Width	Seat width	Depth	Seat depth	Weight (kg)	Fabric (m)
	80,5	46	–	55	47	51	43	5	1,2
UNNO610									
	80,5	46	65,5	58	47	51	43	5,8	1,2
UNNO650									
	80,5	46	65,5	58	47	51	43	6,5	1,8
UNNO310									
Rod sled base	Height	Seat height	Arm height	Width	Seat width	Depth	Seat depth	Weight (kg)	Fabric (m)
	80,5	46	–	55	47	49	43	6,9	1,2
UNNO620									
	80,5	46	65,5	58	47	51	43	7,9	1,2
UNNO680									
	80,5	46	65,5	58	47	51	43	8,4	1,8
UNNO320									

4 spoke swivel base	Height	Seat height	Arm height	Width	Seat width	Depth	Seat depth	Weight (kg)	Fabric (m)
	80,5	46	–	47	47	50	43	9,5	1,2
UNNO630									
	80,5	46	65,5	56,5	47	50	43	11	1,2
UNNO660									
	80,5	46	65,5	56,5	47	50	43	11	1,8
UNNO330									
5 spoke swivel base with casters	Height	Seat height	Arm height	Width	Seat width	Depth	Seat depth	Weight (kg)	Fabric (m)
	80,5	46	–	66	47	66	43	11,4	1,2
UNNO640									
	80,5	46	65,5	66	47	66	43	12,9	1,2
UNNO670									
	80,5	46	65,5	66	47	66	43	12,9	1,8
UNNO340									

Stools	Height	Seat height	Arm height	Width	Seat width	Depth	Seat depth	Weight (kg)	Fabric (m)
 <p>UNNO695</p>	110	75	–	55	47	50	42	8,7	1,2

 <p>UNNO690</p>	100	65	–	55	47	50	42	8,2	1,2
--	-----	----	---	----	----	----	----	-----	-----

METALLIC BASES

Standard




Black

White

Aluminum

Chrome

Optional



Coffee brown

Stone

Light grey

Rose

Clay orange

Mustard

Water green

Marine green

Navi blue

Sky blue

Rust grey

Rust brown

4 aluminium spoles swivel base

	Height	Seat height	Arm height	Width	Seat width	Depth	Seat depth	Weight (kg)	Fabric (m)
--	--------	-------------	------------	-------	------------	-------	------------	-------------	------------



	80,5	46	–	47	47	50	43	9	1,2
--	------	----	---	----	----	----	----	---	-----

UNNO635



	80,5	46	65,5	56,5	47	50	43	10,5	1,2
--	------	----	------	------	----	----	----	------	-----

UNNO665



	80,5	46	65,5	56,5	47	50	43	10,5	1,8
--	------	----	------	------	----	----	----	------	-----

UNNO335

5 aluminium spoles swivel base and casters

	Height	Seat height	Arm height	Width	Seat width	Depth	Seat depth	Weight (kg)	Fabric (m)
--	--------	-------------	------------	-------	------------	-------	------------	-------------	------------



	85,5 75,5	51 41	–	66	47	66	43	9,3	1,2
--	--------------	----------	---	----	----	----	----	-----	-----

UNNO645



	85,5 75,5	51 41	70,5 60,5	66	47	66	43	10,8	1,2
--	--------------	----------	--------------	----	----	----	----	------	-----


UNNO675



	85,5 75,5	51 41	70,5 60,5	66	47	66	43	10,8	1,8
--	--------------	----------	--------------	----	----	----	----	------	-----

UNNO345

ALUMINIUM BASES



Black

White

Polished aluminum

Wooden swivel base

	Height	Seat height	Arm height	Width	Seat width	Depth	Seat depth	Weight (kg)	Fabric (m)
--	--------	-------------	------------	-------	------------	-------	------------	-------------	------------



	80,5	46	–	47	47	50	43	8,5	1,2
--	------	----	---	----	----	----	----	-----	-----

UNNO655MA



	80,5	46	65,5	58	47	51	43	10	1,8
--	------	----	------	----	----	----	----	----	-----

UNNO355MA

WOODEN BASES

Oak veneered



Natural oak

Walnut oak

Wenge oak

Black stain

Lacquered



Coffee brown

Stone

Light grey

Rose

Clay orange

Mustard

Water green

Marine green

Navi blue





Sky blue

White

Black

BENCH

The benches are produced with 2 to 5 seats. Any one of the seats can be changed for an auxiliary table. The crossbars are made from steel, with a profile featuring a 70x35-mm oval section. The feet are in injection-moulded aluminium. The structure can be coated in thermoset polyester paint in the colours, black, white or RAL 9006 aluminium.

	Height	Seat height	Width	Seat width	Depth	Seat depth
	80	44	277	47	52	43
	80	44	220	47	52	43
	80	44	163	47	52	43
	80	44	106	47	52	43




ACCESORIES



Writing tablet:

It is foldable and can be dismantled. The cast aluminum joint has a polished finish. The writing board is made of 10mm hpl board in black colour. It is available for right and left-hand users. The writing tablet is available for:

- 4 legs chair.
- Rod sled chair.



Linking clips for sled base chairs:

Are made of polypropylene.



Transport dolly

CERTIFICATION & STANDARDS

- European UNE EN 16139-2 Standard.
- AIDIMA Quality Control Label



- The quality management system of INCLASS is certified in accordance with ISO 9001:2008 in all the design, manufacturing and sales procedures of its products.
- INCLASS production processes are certified according to environmental ISO 14001:2004 quality standards and are carried out through the reduction of waste and energy consumption in order to minimise any impact on the environment.

WARRANTY

INCLASS MOBLES S.L. guarantees the products of the collection UNNIA TAPIZ against any manufacturing and materials defect up to a period of 5 years from the date of the invoice. All damages caused by misuse, accident as well as those having their cause on the lack of proper maintenance are excluded from this warranty. Natural attrition of fabric and upholstery foam is also excluded from this warranty. The customer must prove the date of purchase of the article with the invoice.

INCLASS replace or repair nonconforming products or components taking over the costs without any other liability.