



The VARYA TAPIZ collection encompasses all the upholstered versions in the VARYA family, generated by combining three versions of comfortable upholstered seats with different metallic and wooden bases. The shells can be upholstered in all the fabrics and leathers of the INCLASS sample card or in fabrics specified or supplied by the customer. The metallic and wooden bases are also available in a broad range of finishes. This wide variety of bases and finishes enables the configuration of endless personalized combinations that easily adapt to each project's aesthetic. The VARYA TAPIZ collection includes chairs, armchairs, stools and benches designed for inhabiting diverse settings and contexts in spaces for collective use, working environments or private homes.

DESIGNER: Simon Pengelly



Simon Pengelly was born in Henley in the UK in 1967. When he was eight he started making furniture in his father's furniture workshop and won a prize for cabinetmaking at the age of 15. He went on to study at Rycotewood College and Kingston Polytechnic. Pengelly started his professional career as a designer at Conran Design Group. Moving on to Habitat's design team in 1990 and later coordinating the design and development of their furniture range as a freelancer in the late 90's. Pengelly set up his London based studio in 1993 and the studio now works for renowned firms in the UK, Spain, Italy, Holland, Scandinavia and the United States. Pengelly's understanding of how people use and relate to the objects around them and his affinity with materials and manufacturing processes, combined with a passionate desire to create production furniture with 'soul', has resulted in award-winning furniture that contains a wonderful mix of understated design, timeless spirit and clever engineering

ERGONOMIC SEAT MONOSHELL

Composition: Internal monoshell in polypropylene reinforced with glass fibre. Upholstered in variable-density, high-resilience flexible CMHR polyurethane foams. The soft-upholstered version is covered in soft polyester fibre in its front side.

Upholstery: Three types of upholstery are available: plain upholstery, soft-fibre upholstery and upholstery with horizontal seams. The upholsteries are available in any of the fabrics and leathers of the INCLASS sample book and also with fabrics supplied or specified by the customer.




UPHOLSTERY



Plain upholstery



Horizontal seams upholstery



Soft fibre upholstery

STRUCTURES

Stackable four-legged chair:

The legs are made of 16mm round steel tube 2mm thick.

Finishes: In thermoset polyester powder paint in any of the colours of the INCLASS metallic swatch card or in chrome.

Glides: Includes self-levelling plastic glides in contact with the floor. They can be optionally fitted with felt-glides, suitable for hard and delicate surfaces.

Stackability: This version is stackable.

Non-stackable four-legged chair:

The legs are made of 16mm round steel tube 2mm thick.

Finishes: In thermoset polyester powder paint in any of the colours of the INCLASS metallic swatch card or in chrome.

Glides: Includes self-levelling plastic glides in contact with the floor. They can be optionally fitted with felt-glides, suitable for hard and delicate surfaces.

Stackability: This version is non-stackable.

Stackable four-legged armchair:

The legs are made of 16mm round steel tube 2mm thick.

Finishes: In thermoset polyester powder paint in any of the colours of the INCLASS metallic swatch card or in chrome.

Glides: Includes self-levelling plastic glides in contact with the floor. They can be optionally fitted with felt-glides, suitable for hard and delicate surfaces.

Stackability: This version is stackable.

Wooden four-legged base:

Inner structure made of steel. Finished in thermoset polyester paint in a grey or white colour.

Legs: Solid oak wood legs 35mm in diameter. They can be finished in all the stains for oak wood from the INCLASS swatch card.

Glides: Fitted with felt pads in contact with the floor.

Sled base chair:

The base made of 12mm solid steel rod.

Finishes: In thermoset polyester powder paint in any of the colours of the INCLASS metallic swatch card or in chrome.

Glides: Includes standard plastic glides in contact with the floor. To keep them from detaching, the glides are affixed to the structure with screws. They can be optionally fitted with felt glides, suitable for hard and delicate surfaces.

Stackability: This version is stackable.

Sled base armchair:

The base is made of 12mm and 14mm solid steel rod. The armrests are in polypropylene and can be finished in a black, white or grey colour.

Finishes: In thermoset polyester powder paint in any of the colours of the INCLASS metallic swatch card or in chrome.

Glides: Includes standard plastic glides in contact with the floor. To keep them from detaching, the glides are affixed to the structure with screws. They can be optionally fitted with felt-lined pads, suitable for hard and delicate surfaces.

Stackability: This version is stackable

Cantilever chair:

The structure is made of a double core 22mm round steel tube.

Finishes: In thermoset polyester powder paint in any of the colours of the INCLASS metallic swatch card or in chrome.

Glides: Includes plastic glides in contact with the floor. They can be optionally fitted with felt-glides, suitable for hard and delicate surfaces.

Stackability: This version is non-stackable.

Cantilever armchair:

The structure is made of a double core 22mm round steel tube.

Finishes: In thermoset polyester powder paint in any of the colours of the INCLASS metallic swatch card or in chrome.

Glides: Includes plastic glides in contact with the floor. They can be optionally fitted with felt-glides, suitable for hard and delicate surfaces.

Stackability: This version is non-stackable.

Steel four-spoke swivel base:

The base is made from 18mm reinforced steel tube.

Finishes: In thermoset polyester powder paint in any of the colours of the INCLASS metallic swatch card or in chrome.

Glides: Includes self-levelling plastic glides in contact with the floor. They can be optionally fitted with felt-glides, suitable for hard and delicate surfaces.

Arms: This base can be fitted with arms made from 16mm steel tube.

Aluminium four-spoke swivel base:

The swivel base is made of cast aluminium alloy. Fitted with fixed felt glides in contact with the floor.

Finishes: Available in a polished finish or coated in thermoset polyester paint in black or white colour.

Arms: This base can be fitted with arms made from 16mm steel tube.

Aluminium four-spoke swivel base on casters:

The swivel base is made of cast aluminium alloy. Fitted with double soft-tread casters with a 65mm diameter and self-braking in contact with the floor.

Base finishes: Available in a polished finish or coated in thermoset polyester paint in a black or white colour.

Arms: This base can be fitted with arms made from 16mm steel tube.

Four-legged chair on casters:

The legs are made of 18mm round steel tube 2mm thick. Fitted with 4 double soft-tread casters with a 65mm diameter and self-braking in contact with the floor.

Finishes: In thermoset polyester powder paint in any of the colours of the INCLASS metallic swatch card or in chrome.

Arms: This base can be fitted with detachable arms made from 18mm steel tube.

Arm with XL writing tablet: This base can be fitted with a detachable arm equipped with an XL writing tablet made from 13mm black hpl. This arm is available for left- and right-handed users.

Four-legged chair on casters with basket:

The legs are made of 18 mm round steel tube 2mm thick. The base is equipped with a basket made with solid steel rod. Fitted with 4 double soft-tread casters with a 65mm diameter and self-braking in contact with the floor.

Finishes: In thermoset polyester powder paint in any of the colours of the INCLASS metallic swatch card or in chrome.

Arms: This base can be fitted with detachable arms made from 18mm steel tube. Available in right and left versions.

Arm with XL writing tablet: This base can be fitted with a detachable arm equipped with an XL writing tablet made from 13mm black hpl. This arm is available for left- and right-handed users.

Four-legged stool:

The legs are made of 16mm round steel tube 2mm thick, with high proof strength. The footrest is made from 12mm solid steel rod.

This base is produced in medium and high versions.

Finishes: In thermoset polyester powder paint in any of the colours of the INCLASS metallic swatch card or in chrome.

Glides: Includes self-levelling plastic glides in contact with the floor. They can be optionally fitted with felt-lined glides, suitable for hard and delicate surfaces.

Stackability: This version is non-stackable.

Sled base stool:

The structure and footrest are made of 12mm solid steel rod. This base is produced in medium and high versions.

Finishes: In thermoset polyester powder paint in any of the colours of the INCLASS metallic swatch card or in chrome.

Glides: Includes standard plastic glides in contact with the floor. To keep them from detaching, the pads are affixed to the structure with screws. They can be optionally fitted with felt-glides, suitable for hard and delicate surfaces.

Stackability: This base is non-stackable.

Four-spoke swivel stool:

The base is made of 16mm round steel tube 2mm thick. The footrest is made from 12mm solid steel rod. This base is produced in medium and high versions.

Finishes: In thermoset polyester powder paint in any of the colours of the INCLASS metallic swatch card or in chrome.

Glides: Includes self-levelling plastic glides in contact with the floor. They can be optionally fitted with felt-glides, suitable for hard and delicate surfaces.

Stackability: This base is non-stackable.

Wooden four-legged stool:








Inner structure made of steel. Finished in thermoset polyester paint in grey or white colour. This base is produced in medium and high versions.







Footrest ring: Made from 12mm solid steel rod finished in matt chrome.




Legs: Solid oak wood legs 35mm in diameter. They can be stained in all the colours for oak wood from the INCLASS swatch card.

Glides: Fitted with felt pads in contact with the floor.

Stackability: This base is non-stackable.

	Height	Seat height	Arm height	Width	Seat width	Depth	Seat depth	Weight (kg)	Fabric (cm)
 <p>VARO610</p>	81	45	—	57	46,5	51,5	42	5,5	110
 <p>VARO615</p>	81	45	—	48	46,5	50	42	4,9	110
 <p>VARO618</p>	81	45	54	57	46,5	51,5	42	6,4	110
 <p>VARO632</p>	81	45	—	49	46,5	52	42	7,1	110
 <p>VARO634</p>	81	45	—	49	46,5	52	42	11,5	110
 <p>VARO675</p>	101	75	—	45,5	41	48	38	6,1	80
 <p>VARO670</p>	91	65	—	42	41	45	38	5,9	80

	Height	Seat height	Arm height	Width	Seat width	Depth	Seat depth	Weight (kg)	Fabric (cm)
 <p>VARO620</p>	81	45	—	55,5	46,5	50	42	6,9	110
 <p>VARO628</p>	81	45	54	55,5	46,5	50	42	7,7	110
 <p>VARO652</p>	81	45	—	51	46,5	54	42	9,1	110
 <p>VARO654</p>	81	45	65	54	46,5	54	42	9,7	110
 <p>VARO665</p>	101	75	—	44	41	47	38	7,1	80
 <p>VARO660</p>	91	65	—	41,5	41	43	38	6,7	80

	Height	Seat height	Arm height	Width	Seat width	Depth	Seat depth	Weight (kg)	Fabric (cm)
 VARO650	81	45	—	48	46,5	50	42	6,7	110
 VARO685	101	75	—	41	41	43	38	5,5	80
 VARO680	91	65	—	41	41	43	38	5,3	80

METALLIC BASES

Standard



Black

White

Aluminum

Chrome

Optional



M56
Coffee brown

M82
Stone

G42
Light grey

P70
Rose

O25
Clay orange

Y62
Mustard

V16
Turquoise
green




B40
Marine green

B36
Navi blue

B44
Sky blue

Rust grey

Rust brown

	Height	Seat height	Arm height	Width	Seat width	Depth	Seat depth	Weight (kg)	Fabric (cm)
	81,5	45	—	46,5	46,5	50	42	5,9	110
VARO63OMA									
	101	75	—	41	41	45,5	38	6,8	80
VARO695MA									
	91	65	—	41	41	45,5	38	6,4	80
VARO69OMA									

WOODEN BASES

Oak veneered



Natural oak

Walnut oak

Wenge oak

Black stain

Lacquered



O25 Clay orange

B40 Marine green

B36 Navi blue

M56 Coffeebrown

B00 Black

G49 Anthracite

W01 White



Y62 Mustard



V16 Turquoise green



B44 Sky blue




M82 Stone



P70 Rose



G42 Light grey

	Height	Seat height	Arm height	Width	Seat width	Depth	Seat depth	Weight (kg)	Fabric (cm)
	81	44	—	48,5	46,5	50	42	7,1	110

VARO640

	81	44	—	48,5	46,5	50	42	7,4	110
---	----	----	---	------	------	----	----	-----	-----





VARO645

ALUMINIUM BASES



BENCH

The benches are produced with 2 to 5 seats. Any one of the seats can be changed for a side table in lacquered MDF, available in a black or white colour. The crossbar is made from steel, with a profile featuring a 70x35mm oval section. The feet are in injection-moulded aluminium and are fitted with levellers in contact with the floor. The structure can be coated in thermoset polyester paint in the colours black, white or RAL 9006 aluminium.

	Height	Seat height	Width	Seat width	Depth	Seat depth	Weight (kg)	Fabric (cm)
	81	44	277	47	43	43	15,4	550
	81	44	220	47	43	43	12,9	440
	81	44	163	47	43	43	10,4	330
	81	44	106	47	43	43	7,9	220



ACCESSORIES



Foldable writing tablet:

It is fully foldable and can be dismantled. The joint is in polished cast aluminium. The writing tablet is in 13mm compact board in a black colour. It is available for left- and right-handed users. The writing tablet is available for the following structure versions:

- Stackable four-legged chair.
- Sled base chair.



XL writing tablet:

It is available for left- and right-handed users. The writing tablet is available for the following structure versions:


- Four-legged chair on casters.
- Four-legged chair on casters with basket.



Metallic arms:

They are available for the following structure versions:

- Steel four-spoke swivel base.
- Aluminium four-spoke swivel base.
- Aluminium four-spoke swivel base on casters.
- Four-legged chair on casters.
- Four-legged chair on casters with basket.



Linking clips for rod chairs:

They are made from polypropylene for linking rod frame chairs together to form rows.



Transport trolley:

It allows for easy transport of the stacked chairs for storage. It is made from steel tube and plate. It is finished in thermoset polyester paint in RAL 9006 aluminium colour.

CERTIFICATION & STANDARDS

- European Standard UNE EN 16139-2 and ANSI BIFMA X5.4
- AIDIMA quality control label.

- The quality management system of INCLASS is certified in accordance with ISO 9001 in all the design, manufacturing and sales procedures of its products.

- INCLASS production processes are certified according to environmental ISO 14001 quality standards and are carried out through the reduction of waste and energy consumption in order to minimise any impact on the environment.



WARRANTY

INCLASS MOBLES S.L. guarantees the products of the collection VARYA TAPIZ against any manufacturing and materials defect up to a period of 5 years from the date of the invoice. All damages caused by misuse, accident as well as those having their cause on the lack of proper maintenance are excluded from this warranty. Natural attrition of fabric and upholstery foam is also excluded from this warranty. The customer must prove the date of purchase of the article with the invoice.

INCLASS replace or repair nonconforming products or components taking over the costs without any other liability.