

# Isitec



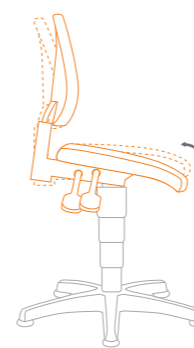
## The practical solution for everyday use

There are no airs and graces with Isitec whether faced with swarf, oil or shavings, Isitec will show you what a good industrial chair is capable of. The hard-wearing SoftTouch integral foam provides amazing softness and is a pleasure to sit on. Furthermore, Isitec is easy to clean, and is resistant to disinfectants.



### SoftTouch integral foam

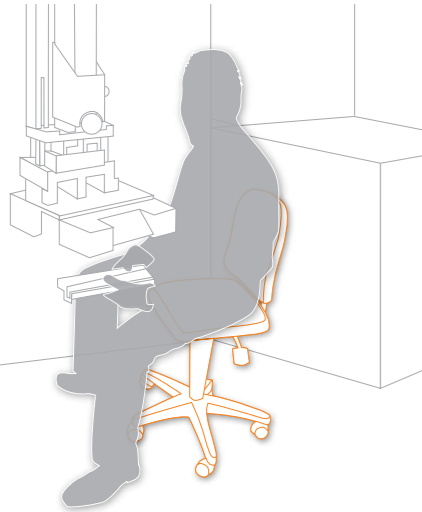
SoftTouch integral foam, which is still fresh from the drawing board, provides the ultimate in softness, and is washable and resistant to external influences.



### Easily adjustable

Isitec has all the essential qualities of a good workplace chair. All the adjustment functions allow for quick and easy operation via levers while the user is sitting down. The fact that the functions are labelled makes finding the right lever child's play. The continuously variable tilt adjustment function, which can be used to tilt the seat forwards by up to 8° ensures a minimum seat angle of 90° even when leaning forward into the work.


# Isitec



## Design and materials

Isitec features a sturdy, five-legged base frame with flat lines made from plastic. All Isitec models are supplied with a black frame. The chrome-plated foot ring has a particularly wide tread and is height-adjustable. Isitec can be supplied with special castors featuring load-sensitive brakes for hard floors (Isitec 2) or with abrasion-resistant glides (Isitec 1 and Isitec 3) as an option.

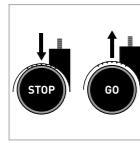
## Mechanisms and functions (for precise details, see pages 16-17)



## Options



Steel 5 star base



Stop&Go castors

## Accessories (for precise details, see page 141)



Ring-shaped armrest



Multifunction armrest



Foot ring

## Upholstery finish and colour options

Finish **Black**

Integral foam



Order no. **2000**



### Isitec 1 with glides

Seat height adjustment range: 430 to 600 mm.

Design	Order no.
Integral foam, black	9603-2000



### Isitec 2 with castors

Seat height adjustment range: 430 to 600 mm.

Design	Order no.
Integral foam, black	9608-2000



### Isitec 3 with glides and foot ring

Seat height adjustment range: 580 to 850 mm.

Design	Order no.
Integral foam, black	9613-2000