

LOTTUS HIGH CHAIR

enea

BY Lievore Alther Molina



The Lottus High chair is an addition to the family which offers versatile and adaptable solutions for office, meeting, conference and visitor needs thanks to its generous and ergonomic backrest.

[Click here to see all the finishes of Lottus High Chair](#)

Structures

- Round tube $\varnothing 16 \times 2 \text{ mm}$ and elliptical tube $32 \times 18 \times 2 \text{ mm}$., in cold laminate steel.
- Arms and supports in injected aluminium L-2630 UNE 38-263.
- Semi-automatically welding in arc robot with gas control and steel strip.

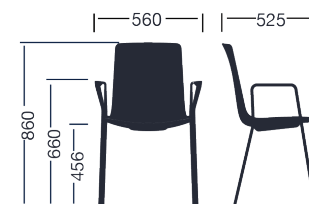
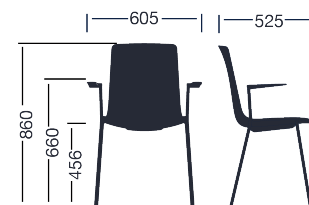
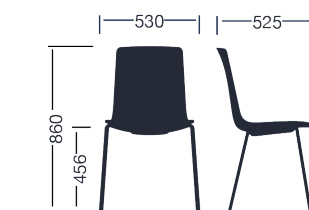
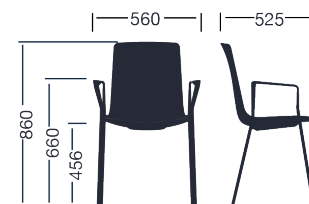
Certificates

UNE-EN 15373:2007
Strict public assessment 3.
UNE-EN 16319:2013. 11012/11013:
1989.
ANSI BIFMA X 5.1

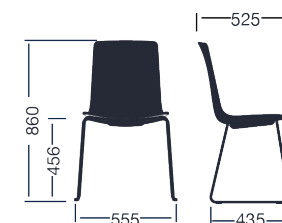
Finishes

- Structure lacquered or chromed (with arms in lacquered/chromed steel, polypropylene and polished or lacquered aluminium).
- Shell in polypropylene, 2D wood or upholstery.
- Seat in polypropylene or upholstery.

Measures



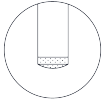
Measures



Accessories



Arm link



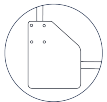
Felt leg pads



Transport trolley 6 units



Under seat linking device



Writing tablet left/right

— Stacking and storage trolley 12 units